



**Tourism Finance Corporation of India Ltd.**

4th Floor, Tower-1,  
NBCC Plaza, Pushp Vihar  
Sector-5, Saket,  
New Delhi-110017

Tel.: +91-11-4747 2200  
Fax: +91 11 2956 1171  
E-mail: ho@tfcilt.com  
Web : www.tfcilt.com

CIN : L65910DL1989PLC034812

TF/LISTING/23  
November 10, 2023

BSE Ltd. Phiroze Jeejeebhoy Towers, Dalal Street, Fort, Mumbai – 400 023 <b>Scrip Code : 526650</b>	National Stock Exchange of India Ltd. Exchange Plaza, Bandra Kurla Complex, Banda (East), Mumbai – 400 051 <b>Scrip Code : TFCILTD</b>
---	--

Dear Sir,

**Re: Outcome of the Board Meeting and disclosure under  
Regulation 30 of SEBI Listing Regulations**

Pursuant to Regulation 30 of SEBI (LODR) Regulation 2015, this is to inform that the Board of Directors at their meeting held today i.e. November 10, 2023 have considered and approved the unaudited financial results of the Company for the quarter/half year ended 30th September, 2023. Please find enclosed (i) the Unaudited financial results in the prescribed format for the quarter/half year ended 30th September, 2023 alongwith the disclosures in accordance with Regulation 52(4) of the SEBI (LODR) Regulations 2015; (ii) the Limited Review report; (iii) Security Cover certificate in accordance with Regulation 54 of the SEBI (LODR) Regulations 2015 and (iv) disclosure of Related Party Transactions for the quarter/half year ended 30th September, 2023. The results would be published in newspaper(s) in compliance with the SEBI (LODR) Regulations 2015. The meeting of the Board of Directors commenced at 2.30 P.M. and concluded at 3.30 P.M.

This is for your kind information and dissemination.

Yours faithfully,

**(Sanjay Ahuja)**  
**Company Secretary**

# M VERMA & ASSOCIATES

CHARTERED ACCOUNTANTS

Limited Review report on Standalone Financial Results of Tourism Finance Corporation of India Ltd. for the quarter and half year ended on 30<sup>th</sup> September, 2023 under Regulation 33 and Regulation 52 of the Securities and Exchange Board of Indian (Listing Obligations and Disclosure Requirements) Regulations, 2015

**The Board of Directors**

**Tourism Finance Corporation of India Ltd.**

We have reviewed the accompanying statement of unaudited Standalone financial results of **Tourism Finance Corporation of India Ltd. ("the Company")** for the quarter and half year ended on 30<sup>th</sup> September 2023 ("the statement").

The statement, which is the responsibility of the Company's management and approved by its Board of Directors, has been prepared in accordance with the recognition and measurement principles laid down in Indian Accounting Standard 34 (Ind AS 34) "*Interim Financial Reporting*" prescribed under section 133 of the Companies Act, 2013 and other accounting principles generally accepted in India and in compliance with regulation 33 and regulation 52 of SEBI (Listing Obligation and Disclosure Requirement) Regulations, 2015. Our responsibility is to issue a report on these financial statements based on our review.

We conducted our review of the Statement in accordance with the Standard on Review Engagements (SRE) 2410 "*Review of Interim Financial Information Performed by the Independent Auditor of the Entity*", issued by the Institute of Chartered Accountants of India. This standard requires that we plan and perform the review to obtain moderate assurance as to whether the financial statements are free of material misstatement. A review is limited primarily to inquiries of company personnel and analytical procedures applied to financial data and thus provides less assurance than an audit. We have not performed an audit and accordingly, we do not express an audit opinion.

In the conduct of our Review, we have relied on the internal auditor's report of Head office.

## **Emphasis of Matter**

We draw attention to note no 3 to the accompanying unaudited financial results which states that two non performing accounts secured by tangible securities having outstanding amount Rs.11061.92 lakh are technically written off during the quarter, by withdrawal of Rs.9268.77 lakh from Special Reserve maintained by the Company u/s 36(1)(viii) of the Income Tax Act, and by utilizing the provision for bad & doubtful debts of Rs.1793.15 Lakh, without impacting current period profit to the extent of amount withdrawn from Special Reserve u/s 36(1)(viii). Further as per explanation provided that in the past also funds withdrawn from Special Reserve were utilized to write off non- performing account which has been accepted by the stakeholders.



1209, HEMKUNT CHAMBERS, 2<sup>ND</sup>,  
NEHRU PLACE,  
NEW DELHI 110019


01126211211, 41078098  
MVERMAASSOCIATES@YAHOO.IN  
MVERMAASSO@GMAIL.COM

# M VERMA & ASSOCIATES

## CHARTERED ACCOUNTANTS

Based on our review conducted as above, nothing has come to our attention that causes us to believe that the accompanying statement of unaudited financial results prepared in accordance with applicable accounting standards and other recognized accounting practices and policies has not disclosed the information required to be disclosed in terms of Regulation 33 and regulation 52 of the SEBI (Listing Obligations and Disclosure Requirements) Regulations, 2015 including the manner in which it is to be disclosed, or that it contains any material misstatement.

For M. Verma & Associates  
Chartered Accountants  
FRN – 501433C



CA Madan Verma  
(M. No. 080939)



Date: November 10, 2023  
Place: New Delhi

UDIN: 23080939BGZFKF3873




**TOURISM FINANCE CORPORATION OF INDIA LIMITED**  
 Regd. Office :4th Floor Tower - 1, NBCC Plaza, Pushp Vihar Sector 5, Saket, New Delhi - 110017  
 CIN: L65910DL1989PLC034812

**STATEMENT OF UNAUDITED FINANCIAL RESULTS**  
**FOR THE QUARTER & HALF YAER ENDED SEPTEMBER 30, 2023**

(Rs. in Lakh)

Sr. No.	Particulars	Quarter Ended			Half Year Ended		Year Ended
		30.09.2023	30.06.2023	30.09.2022	30.09.2023	30.09.2022	31.03.2023
		(Reviewed)	(Reviewed)	(Reviewed)	(Reviewed)	(Reviewed)	(Audited)
<b>1</b>	<b>Income</b>						
	a) Revenue from Operation	5,780.03	5,916.18	5,763.88	11,696.21	12,041.46	23,145.21
	Interest Income	4,474.90	4,924.50	5,109.95	9,399.40	10,800.22	19,719.93
	Dividend Income	108.53	-	79.97	108.53	79.97	79.97
	Fee & Commission Income	614.22	261.06	325.52	875.28	650.36	1,570.93
	Net Gain/(Loss) on fair value change	462.38	730.62	248.44	1,193.00	510.91	1,517.38
	Other operating income	120.00	-	-	120.00	-	257.00
	b) Other Income	3.70	3.04	3.37	6.74	7.13	25.07
	<b>Total Income</b>	<b>5,783.73</b>	<b>5,919.22</b>	<b>5,767.25</b>	<b>11,702.95</b>	<b>12,048.59</b>	<b>23,170.28</b>
<b>2</b>	<b>Expenses</b>						
	i) Finance Cost	2,619.53	2,297.69	2,242.61	4,917.22	4,836.53	9,064.62
	ii) Employees benefit expense	321.47	296.65	278.41	618.12	572.73	1,158.91
	iii) Depreciation and amortisation Expense	28.90	28.60	47.21	57.50	89.73	166.24
	iv) Other Operating Expenses	238.71	159.37	218.36	398.08	420.79	1,032.54
	<b>Total Expenses</b>	<b>3,208.61</b>	<b>2,782.31</b>	<b>2,786.59</b>	<b>5,990.92</b>	<b>5,919.78</b>	<b>11,422.31</b>
<b>3</b>	<b>Profit before provision, exceptional items and tax (1-2)</b>	<b>2,575.12</b>	<b>3,136.91</b>	<b>2,980.66</b>	<b>5,712.03</b>	<b>6,128.81</b>	<b>11,747.97</b>
<b>4</b>	Provision/Write-off for Bad & Doubtful Debts/Investments	200.00	200.00	811.00	400.00	811.00	811.00
<b>5</b>	<b>Profit before exceptional items and tax (3-4)</b>	<b>2,375.12</b>	<b>2,936.91</b>	<b>2,169.66</b>	<b>5,312.03</b>	<b>5,317.81</b>	<b>10,936.97</b>
<b>6</b>	Exceptional Items	-	-	-	-	-	-
<b>7</b>	<b>Profit Before Tax (5-6)</b>	<b>2,375.12</b>	<b>2,936.91</b>	<b>2,169.66</b>	<b>5,312.03</b>	<b>5,317.81</b>	<b>10,936.97</b>
<b>8</b>	Tax Expense	500.00	500.00	200.00	1,000.00	850.00	2,142.02
	(i) Current Tax	500.00	500.00	200.00	1,000.00	850.00	2,145.00
	(ii) Deferred Tax	-	-	-	-	-	(2.98)
<b>9</b>	<b>Profit from continuing operations (7-8)</b>	<b>1,875.12</b>	<b>2,436.91</b>	<b>1,969.66</b>	<b>4,312.03</b>	<b>4,467.81</b>	<b>8,794.95</b>
<b>10</b>	Profit(+)/Loss(-) for the period from discontinuing operations	-	-	-	-	-	-
<b>11</b>	Tax Expenses of discontinuing operations	-	-	-	-	-	-
<b>12</b>	Profit(+)/Loss(-) for the period from discontinuing operations (after tax) (10-11)	-	-	-	-	-	-
<b>13</b>	<b>Profit/(Loss) for the period (9+12)</b>	<b>1,875.12</b>	<b>2,436.91</b>	<b>1,969.66</b>	<b>4,312.03</b>	<b>4,467.81</b>	<b>8,794.95</b>
<b>14</b>	<b>Other Comprehensive Income</b>						
	A (i) Items that will not be reclassified to profit or loss	13.83	(1.21)	-	12.62	-	65.19
	(ii) Income tax relating to Items that will not be reclassified to profit or loss	-	-	-	-	-	-
	B (i) Items that will be reclassified to profit or loss	353.85	-	316.56	353.85	316.56	308.95
	(ii) Income tax relating to Items that will be reclassified to profit or loss	-	-	-	-	-	-
	<b>Other Comprehensive Income/ (loss) net of tax</b>	<b>367.68</b>	<b>(1.21)</b>	<b>316.56</b>	<b>366.47</b>	<b>316.56</b>	<b>374.14</b>
<b>15</b>	<b>Total Comprehensive Income /(loss) (after tax) (13+14)</b>	<b>2,242.80</b>	<b>2,435.70</b>	<b>2,286.22</b>	<b>4,678.50</b>	<b>4,784.37</b>	<b>9,169.09</b>
<b>16</b>	Equity Share Capital (Face Value of Rs.10/- each)	9,037.24	9,037.24	9,037.24	9,037.24	9,037.24	9,037.24
<b>17</b>	Other Equity (Reserves excluding revaluation reserve)						92,673.25
<b>18</b>	Earning Per Share (Face value of Rs.10/- each) - not annualised						
	- Basic (Rs.)	2.07	2.70	2.18	4.77	4.94	9.73
	- Diluted (Rs.)	2.07	2.70	2.18	4.77	4.94	9.73





**TOURISM FINANCE CORPORATION OF INDIA LIMITED**  
Regd. Office :4th Floor Tower - 1, NBCC Plaza, Pushp Vihar Sector 5, Saket, New Delhi - 110017  
CIN:L65910DL1989PLC034812  
**STATEMENT OF UNAUDITED FINANCIAL RESULTS**  
**FOR THE QUARTER & HALF YAER ENDED SEPTEMBER 30, 2023**

**STATEMENT OF ASSETS & LIABILITIES**

Particulars	As At 30.09.2023		As At 30.09.2022	
<b>ASSETS</b>				
<b>(1) Financial Assets</b>				
(i) Cash and cash equivalents	10,897.98		8,057.62	
(ii) Bank balances other than (i) above	171.68		1,140.25	
(iii) Receivables	8.36		144.34	
(iv) Loans & Advances	1,36,957.63		1,43,178.82	
(v) Investments	49,182.72		36,077.25	
(vi) Other financial assets	1,284.83	1,98,503.20	1,659.69	1,90,257.97
<b>(2) Non-Financial Assets</b>				
(i) Current tax assets (Net)	1,416.20		1,598.60	
(ii) Deferred tax assets (Net)	776.89		773.91	
(iii) Property, Plant and Equipment	1,397.37		1,455.13	
(iv) Intangible Assets under Development	-		21.80	
(v) Other Intangible Assets	12.19		23.87	
(vi) Right of Use Assets	82.49		122.21	
(vii) Other non-financial assets	99.72	3,784.86	105.90	4,101.42
<b>(3) Assets classified as held for sale</b>		530.99		530.99
<b>TOTAL ASSETS</b>		<b>2,02,819.05</b>		<b>1,94,890.38</b>
<b>LIABILITIES AND EQUITY</b>				
<b>(1) Financial Liabilities</b>				
(i) Payables	-		-	
(ii) Debt Securities	37,343.93		42,276.81	
(iii) Borrowings (Other than Debt Securities)	67,071.64		49,746.75	
(iv) Other financial liabilities	3,330.41	1,07,745.98	5,269.84	97,293.40
<b>(2) Non-Financial Liabilities</b>				
(i) Provisions	65.60		79.53	
(ii) Other Non-financial liabilities	89.66	155.26	158.03	237.56
<b>(3) Equity</b>				
(i) Equity Share Capital	9,037.24		9,037.24	
(ii) Other Equity	85,880.57	94,917.81	88,322.18	97,359.42
<b>TOTAL LIABILITIES AND EQUITY</b>		<b>2,02,819.05</b>		<b>1,94,890.38</b>

**Notes:**

- The above financial results of the Company were reviewed by the Audit Committee and approved and taken on record by the Board of Directors at the meeting held on November 10, 2023. These results have been Reviewed by the Statutory Auditors of the Company, who have issued an unmodified report thereon.
- Provision of Expected Credit Loss (ECL) on loan assets has been made as per the methodology adopted by the Board of Directors in accordance with Ind-AS109, which may be further enhanced by the management for certain loan assets or for all the loan assets, wherever considered necessary to take care of business uncertainties. Based on prevailing indicators of future economic scenario, the company has made enhanced ECL provision in the books as on September 30, 2023, which is also higher than provision requirements as per RBI IRACP norms. Accordingly, Impairment Reserve is not required to be created as per RBI regulatory guidelines on implementation of Ind-As in NBFCs vide notification dated March 13, 2020.
- The company has technically written-off two non-performing accounts amounting to Rs.11,061.92 lakh though tangible securities are available for these accounts by utilising available provision for bad & doubtful debts (Rs.1793.15 lakh) and by withdrawn from special reserve u/s 36(1)(viii) of the Income Tax Act (Rs.9268.77 lakh) without impacting current period profit as per past practice followed & accepted by stakeholders. The Management also has initiated concerted efforts for recovery/assignment to ARC of these technical written off accounts.
- Listed Bonds/NCDs of Rs.15,974 lakh and MLD of Rs.4,000 lakh are secured by first pari-passu charge on the loan assets receivables with security coverage of 1 times and 1.1 times respectively.
- The company is engaged mainly in financing and investment business activity. Since all activities are related to the main activity there is no separate reportable segment as per the Ind AS 108 on 'Operating Segments'.
- Figures in financial statements have been rounded off to the nearest lakh (except number of shares) and previous year figures have been re-grouped, re-arranged wherever necessary to make them comparable with figures of the current year.





**TOURISM FINANCE CORPORATION OF INDIA LIMITED**  
Regd. Office :4th Floor Tower - 1, NBCC Plaza, Pushp Vihar Sector 5, Saket, New Delhi - 110017  
CIN:L65910DL1989PLC034812  
**STATEMENT OF UNAUDITED FINANCIAL RESULTS**  
**FOR THE QUARTER & HALF YAER ENDED SEPTEMBER 30, 2023**

7 Disclosures in compliance with Regulation 52 (4) of the SEBI (Listing Obligations and Disclosure Requirements) Regulations, 2015 for the half year ended September 30, 2023.


Ratios	30.09.2023
(a) Total Debt - Equity ratio	1.11:1
(b) Outstanding redeemable preference shares (quantity and value)	Nil
(c) Capital redemption reserve/debenture redemption reserve	Nil
(d) Tangible Net worth (Rs. In lakh)	94,128.73
(e) Net Profit After Tax (Rs. In lakh)	4,312.03
(f) Earnings per Share (Not annualised) - Basic (Rs.)	4.77
(g) Earnings per Share (Not annualised) - Diluted (Rs.)	4.77
(h) Total Debt to Total Assets (%)	51.48%
(i) Net Profit Margin(%)	36.85%
(j) Sector Specific Ratios:	
1. Gross NPA (%)	3.76%
2. Net NPA (%)	2.82%
3. Provision Coverage Ratio(%)	25.00%
4. Capital Risk Adequacy Ratio (CRAR) %	53.38%

Note : Debt service coverage ratio, Interest service coverage ratio, Current ratio, Long term debt to working capital, Bad debts to Accounts receivable ratio, Current liability ratio, Debtors turnover, Inventory turnover and Operating margin ratio is not applicable to the Company.

Place: New Delhi  
Date: November 10, 2023



for Tourism Finance Corporation of India Limited

  
(Anoop Bali)  
Whole Time Director & CFO

m

**TOURISM FINANCE CORPORATION OF INDIA LIMITED****CASH FLOW STATEMENT FOR THE HALF YEAR ENDED 30 SEPTEMBER 2023**

(Rs. in lakh)

Particulars	Half Year Ended 30 September 2023	Half Year Ended 30 September 2022	Year Ended 31 March 2023
<b>A. CASH FLOW FROM OPERATING ACTIVITIES</b>			
Net Profit Before Tax	5,312.03	5,317.81	10,936.97
<b>Adjustment for :</b>			
Gain/(Loss) under OCI Section	366.47	316.56	374.14
Depreciation & Amortisation	57.50	89.73	166.24
Finance Cost on Lease Liability on Right to Use Assets	4.15	7.02	12.96
<b>Operating Cash before working capital changes</b>	<b>5,740.15</b>	<b>5,731.12</b>	<b>11,490.31</b>
<b>Adjustment for :</b>			
Decrease/(Increase) in Loans & Advances	12,032.03	37,274.27	22,194.66
Decrease/(Increase) in Investments	(15,425.87)	(19,538.54)	(17,218.14)
Decrease/(Increase) in Receivables	3.31	(130.02)	2.65
Decrease/(Increase) in Other Financial Assets	407.66	(278.35)	(311.15)
Decrease/(Increase) in Other Non-Financial Assets	76.18	34.78	(35.22)
Decrease/(Increase) in Other Cash Balances	(24.05)	(943.20)	49.42
Increase/(Decrease) in Debt Securities	33.45	(20,613.64)	(25,579.97)
Increase/(Decrease) in Borrowings	4,499.00	(14,586.90)	(1,761.01)
Increase/(Decrease) in Other Financial Liabilities	641.35	1,986.32	(594.46)
Increase/(Decrease) in Provisions	(58.67)	(122.37)	(77.63)
Increase/(Decrease) in Other Non-Financial Liabilities	17.41	106.81	21.03
<b>Cash Generated from Operation</b>	<b>7,941.95</b>	<b>(11,079.72)</b>	<b>(11,819.51)</b>
Direct Tax Paid (net)	(930.70)	(684.49)	(1,866.39)
<b>Net Cash Flow from Operating Activities</b>	<b>7,011.25</b>	<b>(11,764.21)</b>	<b>(13,685.90)</b>
<b>B. CASH FLOW FROM INVESTING ACTIVITIES</b>			
Purchase of Fixed Assets	(26.22)	(1.22)	(1.53)
Sale of Fixed Assets	-	-	0.44
<b>Net Cash used in Investing Activities</b>	<b>(26.22)</b>	<b>(1.22)</b>	<b>(1.09)</b>
<b>C. CASH FLOW FROM FINANCIAL ACTIVITIES</b>			
Payment of Dividend	(2,168.94)	(1,084.47)	(1,084.47)
Payment/Adjustment of Lease Liability on Right to Use Assets	(15.83)	(42.96)	(81.30)
<b>Net Cash used in Financing Activities</b>	<b>(2,184.77)</b>	<b>(1,127.43)</b>	<b>(1,165.77)</b>
Net Increase/(Decrease) in Cash and Cash Equivalents (A+B+C)	4,800.26	(12,892.86)	(14,852.76)
Cash and Cash Equivalent at the Beginning of the Period	6,097.72	20,950.48	20,950.48
Cash and Cash Equivalent at the End of the Period	<b>10,897.98</b>	<b>8,057.62</b>	<b>6,097.72</b>
<b>COMPONENTS OF CASH AND CASH EQUIVALENTS</b>			
Balance with Banks			
- Current Accounts	205.28	288.42	98.93
- Deposit Accounts	7,290.25	7,611.20	5,398.79
- DD/Cheques in Hand	3,402.45	158.00	600.00
<b>Total Cash and Cash Equivalents at End of Period</b>	<b>10,897.98</b>	<b>8,057.62</b>	<b>6,097.72</b>



for Tourism Finance Corporation of India Limited

(Anoop Bali)

Whole Time Director &amp; CFO

Date : November 10, 2023  
Place: New Delhi




**TOURISM FINANCE CORPORATION OF INDIA LIMITED**  
Statement of Security Cover as on September 30, 2023

(Rs. In Lakh)

Column A	Column B	Column C	Column D	Column E	Column F	Column G	Column H	Column I	Column J	Column K	Column L	Column M	Column N	Column O	
Particulars	Description of asset for which this certificate relate	Exclusive Charge	Exclusive Charge	Pari-Passu Charge	Pari-Passu Charge	Pari-Passu Charge	Assets not offered as Security	Elimination	(Total C to H)	Related to only those items covered by this certificate					Total Value (K+L+M+N)
		Debt for which this certificate being issued	Other Secured Debt	Debt for which this certificate being issued	Assets shared by pari passu debt holder (including debt for which this certificate is issued and other debt with pari-passu charge)	Other assets on which there is pari-passu charge (excluding items covered in Column F)	Debt amount considered more than once	Market Value for Asset charged on Exclusive basis	Carrying Value for exclusive charges assets where market value is not ascertained or applicable (for Eg Bank Balance, DSRA)	Market Value for pari passu assets	Carrying Value for pari-passu charges assets where market value is not ascertained or applicable (for Eg Bank Balance, DSRA)				
		Book Value	Book Value	Yes/ No	Book Value	Book Value									
<b>ASSETS</b>															
Property, Plant and Equipment		N.A.	N.A.	No											
Capital Work-in-Progress		N.A.	N.A.	No											
Right of Use Assets		N.A.	N.A.	No											
Goodwill		N.A.	N.A.	No											
Intangible Assets		N.A.	N.A.	No											
Intangible Assets under Development		N.A.	N.A.	No											
Investments		N.A.	N.A.	No											
Loans	Receivable from Standard loans *	N.A.	N.A.	Yes	1,34,187.12				1,34,187.12				1,34,187.12	1,34,187.12	
Inventories		N.A.	N.A.	No											
Trade Receivables		N.A.	N.A.	No											
Cash and Cash Equivalents		N.A.	N.A.	No											
Balance other than Cash and Cash Equivalents		N.A.	N.A.	No											
Bank Deposits		N.A.	N.A.	No											
<b>Total</b>					<b>1,34,187.12</b>				<b>1,34,187.12</b>				<b>1,34,187.12</b>	<b>1,34,187.12</b>	
<b>LIABILITIES</b>															
Debt securities to which certificate pertains	Secured Non-Convertible debentures (NCD)/Market Linked Debentures (MLD)	N.A.	N.A.	Yes	19,974.00				19,974.00				19,974.00	19,974.00	
Other debt sharing pari-passu charge with above debt (Outstanding Borrowings)	Bank Loans	N.A.	N.A.	Yes	67,547.12				67,547.12				67,547.12	67,547.12	
<b>Excluding Unavailed Committed Credit Lines</b>															
Subordinated debt		N.A.	N.A.	No											
<b>Borrowings</b>															
Bank		N.A.	N.A.	No											
Debt Securities		N.A.	N.A.	No											
Others		N.A.	N.A.	No											
Trade payables		N.A.	N.A.	No											
Lease Liabilities		N.A.	N.A.	No											
Provisions		N.A.	N.A.	No											
Others		N.A.	N.A.	No											
<b>Total</b>					<b>87,521.12</b>				<b>87,521.12</b>				<b>87,521.12</b>	<b>87,521.12</b>	
Cover on Book Value					<b>1.53</b>				<b>1.53</b>				<b>1.53</b>	<b>1.53</b>	
Cover on Market Value															
		Exclusive Security Cover Ratio	N.A.					Pari-Passu Security Cover Ratio	1.53						

\* Loans receivable are offered as security and are stated at book value.

Place: New Delhi  
Date: November 10, 2023  
UDIN: 23080939BGZFKG3980





General information about company	
Name of The Company	Tourism Finance Corporation of India Limited
BSE Scrip Code	526650
NSE Symbol	TFCILTD
MSE Symbol	NA
Date of Start of Financial Year	01-04-2023
Date of End of Financial Year	31-03-2024
Reporting Period	First half yearly
Date of Start of Reporting Period	01-04-2023
Date of End of Reporting Period	30-09-2023
Level of rounding to be used in disclosing related party transactions	Lakhs
Whether the company has any related party?	Yes
Whether the company has entered into any Related Party transaction during the selected half year for which it wants to submit disclosure?	No



(I) We declare that the acceptance of fixed deposits by the banks/Non-Banking Finance Company are at the terms uniformly applicable/offered to all shareholders/public	NA
(II) We declare that the scheduled commercial bank, as per RBI circular RBI/DBR/2015-16/19 dated March 03, 2016, has allowed additional interest of one per cent per annum, over and above the rate of interest mentioned in the schedule of interest rates on savings or a term deposits of bank's staff and their exclusive associations as well as on deposits of Chairman, Chairman & Managing Director, Executive Director or such other Executives appointed for a fixed tenure.	NA
(III) Whether the company is a 'high value debt listed entity' according to regulation 15 (1A)?	Yes
(a) If answer to above question is Yes, whether complying with proviso to regulation 23 (9), i.e., submitting RPT disclosures on the day of results publication?	Yes
<b>(b) If answer to above question is No, please explain the reason for not complying.</b>	



Related party transactions																					
											Additional disclosure of related party transactions - applicable only in case the related party transaction relates to loans, inter-corporate deposits, advances or investments made or given by the listed entity/subsidiary. These details need to be disclosed only once, during the reporting period when such transaction was undertaken.										
Sr No.	Details of the party (listed entity /subsidiary) entering into the transaction		Details of the counterparty			Type of related party transaction	Details of other related party transaction	Value of the related party transaction as approved by the audit committee	Remarks on approval by audit committee	Value of transaction during the reporting period	In case monies are due to either party as a result of the transaction		In case any financial indebtedness is incurred to make or give loans, inter-corporate deposits, advances or investments				Details of the loans, inter-corporate deposits, advances or investments				Notes
	Name	PAN	Name	PAN	Relationship of the counterparty with the listed entity or its subsidiary						Opening balance	Closing balance	Nature of indebtedness (loan/ issuance of debt/ any other etc.)	Details of other indebtedness	Cost	Tenure	Nature (loan/ advance/ intercorporate deposit/ investment )	Interest Rate (%)	Tenure	Secured/ unsecured	
1	Tourism Finance Corporation of India Limited	AAACT0706D	Anoop Bali	AAHPB5360P	KMP (Whole Time Director & CFO)	Remuneration		NA	70.26	0	0										Textual Information(1)
2	Tourism Finance Corporation of India Limited	AAACT0706D	Sanjay Ahuja	ADTPA3451F	KMP (Company Secretary)	Remuneration		NA	32.46	0	0										Textual Information(2)
Total value of transaction during the reporting period									102.72												

